



pharyn	▼
QuickStrepA	
pharyn	


Print

Select new sample. Enter patient information in the new window.

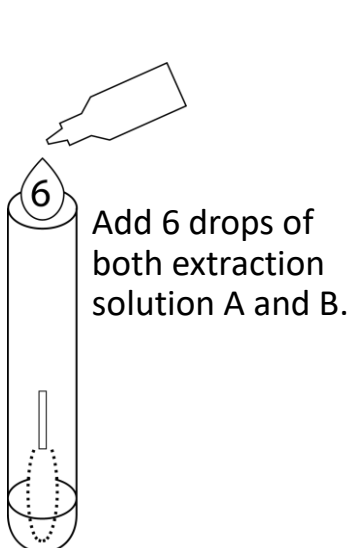
Select the test type **pharyn** or **QuickStrepA** (only group A streptococci).

Print bar code label and attach it on the mariPOC® sample tube.

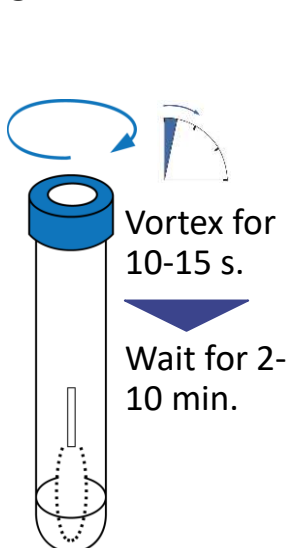
1.



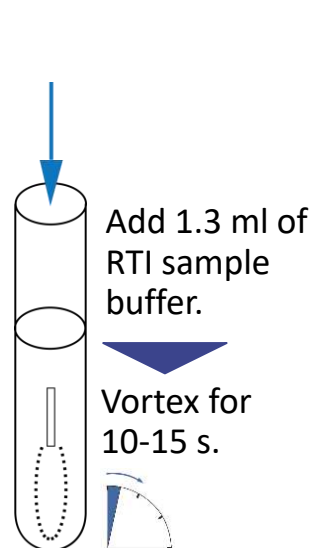
2.



3.



4.



Insert the sample tube in the analyzer. Patient information should be seen through the gap.

Close the sample hatch. Automated analysis starts.



Results reporting

Pharyn	Preliminary results in 15 minutes Final results in 55 minutes
QuickStrepA	Final results in 15 minutes

Interpretation of the results

see user's manual for more information

- negative (reported only in final results)
- +/- default negative (ψ , probability for positivity)
- + / ++ / +++ positive (ψ , signal multiple to cut off)