



Please select  
Please select  
pharyn  
Quick StrepA

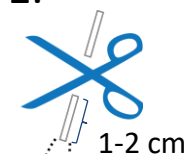
Print

Select new sample. Enter patient information in the new window.

Select the test type **pharyn** or **Quick StrepA** (only group A streptococci).

Print bar code label and attach it on the mariPOC® sample tube.

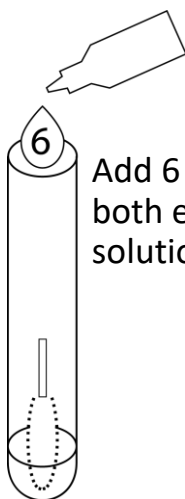
1.



Use only  
flocked swabs  
for sampling.

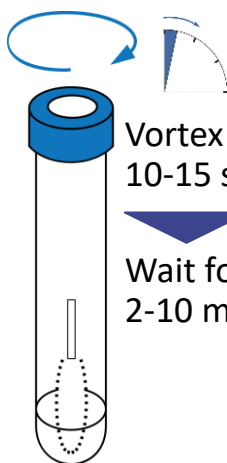
Disinfect the  
scissors  
between  
samples.

2.



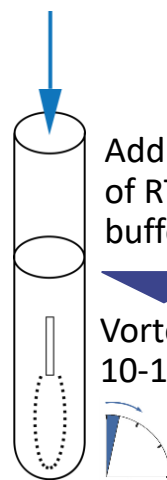
Add 6 drops of  
both extraction  
solution A and B.

3.



Vortex for  
10-15 s.  
Wait for  
2-10 min.

4.



Add 1.3 ml  
of RTI sample  
buffer.  
Vortex for  
10-15 s.

Insert the sample tube in the analyzer. Patient information should be seen through the gap.

Close the sample hatch. Automated analysis starts.



## Results reporting

Pharyn

Preliminary results in 15 minutes  
Final results in 55 minutes

Quick StrepA

Final results in 15 minutes

## Interpretation of the results

see user's manual for more information

– negative (reported only in final results)  
+/- default negative ( $\psi$ , probability for positivity)  
+ / + / + positive ( $\psi$ , signal multiple to cut off)