



Please select

Please select

respi

respi < 7 years old

Quick Flu/RSV

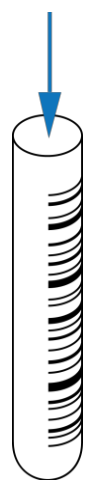


Select new sample. Enter patient information in the new window.

Select test type between **respi**, **respi < 7 years old** (without pneumococci) or **Quick Flu/RSV**.

Print bar code label and attach it on the mariPOC® sample tube.

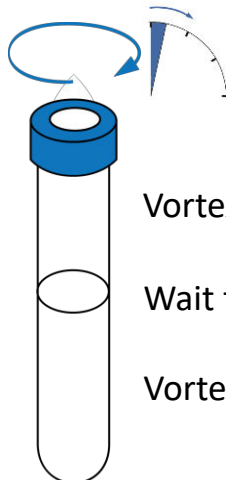
1.



Add 0.3 ml of aspirate sample.

Add 1.3 ml of RTI sample buffer.

2.

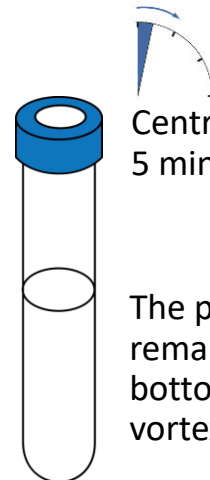


Vortex for 30 s.

Wait for 2-10 min.

Vortex for 10-15 s.

3.



Centrifuge for 5 min 1000 g.

The pellet must remain at the bottom. Do not vortex!

Insert the sample tube in the analyzer. Patient information should be seen through the gap.

Close the sample hatch. Automated analysis starts.



Results reporting

Respi Preliminary results in 20 minutes
Final results in 2 hours

Quick Flu/RSV Final results in 20 minutes

Interpretation of the results

see user's manual for more information

- negative (reported only in final results)
- +/- default negative (ψ , probability for positivity)
- +/+ / +/+ positive (ψ , signal multiple to cut off)