



Please select

Please select

SARS-CoV-2

Respi+

Respi+ < 7 years old

Quick Flu+

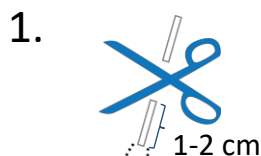
Quick Flu/RSV



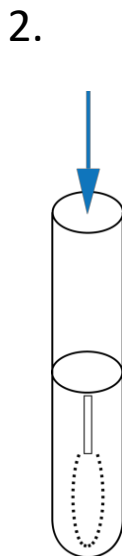
Select new sample. Enter patient information in the new window.

Select test type.  
(The test type selection depends on the test plate in use.)

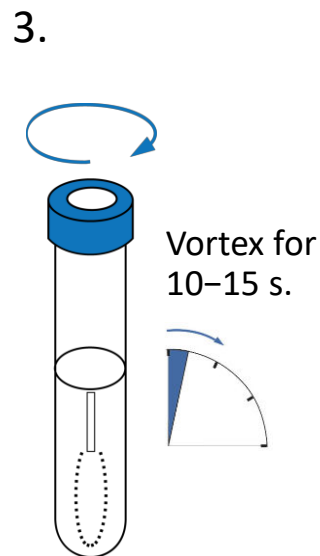
Print bar code label and attach it on the mariPOC® Sample tube.



Use only flocked swabs for sampling.  
Disinfect the scissors between samples.



Add 1.3 ml of RTI sample buffer.



Vortex for 10–15 s.

*Note! The RTI sample buffer can be dispensed to the sample tube (1.) before sampling and cutting the swab into the tube (2.). This eliminates aerosol formation and release during sample pretreatment.*

Insert the sample tube in the analyser. Patient information should be seen through the gap.

Close the sample hatch. Automated analysis starts.



### Result Reporting

see user's manual for more information

**Most of the positive results** are reported in preliminary phase. **Negative results are reported** only in final phase.

mariPOC® test	Preliminary results	Final results
SARS-CoV-2	20 min: +	55 min: + or –
Respi+	20 min: +	2 h: + or –
Quick Flu+		
Quick Flu/RSV		20 min: + or –