

Please select ▼

Please select

SARS-CoV-2

Respi+

Respi+ < 7 years old

Quick Flu+

Quick Flu/RSV

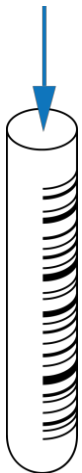
Print

Select new sample. Enter patient information in the new window.

Select test type.
(The test type selection depends on the test plate in use.)

Print bar code label and attach it on the mariPOC® Sample tube.

1.

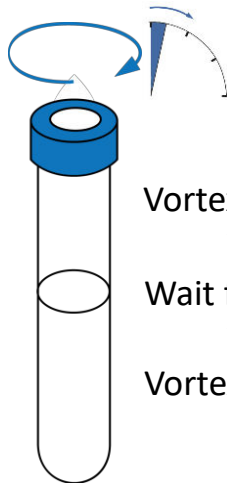


Add 0.3 ml of aspirate sample.

▼

Add 1.3 ml of RTI sample buffer.

2.



Vortex for 30 s.

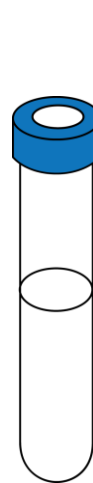
▼

Wait for 2–10 min.

▼

Vortex for 10–15 s.

3.



Centrifuge for 5 min 1000 g.

The pellet must remain at the bottom. Do not vortex!

Insert the sample tube in the analyser. Patient information should be seen through the gap.

Close the sample hatch. Automated analysis starts.



Result Reporting

see user's manual for more information

Most of the positive results are reported in preliminary phase. **Negative results are reported** only in final phase.

mariPOC® test	Preliminary results	Final results
SARS-CoV-2	20 min: +	55 min: + or –
Respi+	20 min: +	2 h: + or –
Quick Flu+		
Quick Flu/RSV		20 min: + or –