



Please select

Please select

Pharyn

Quick StrepA

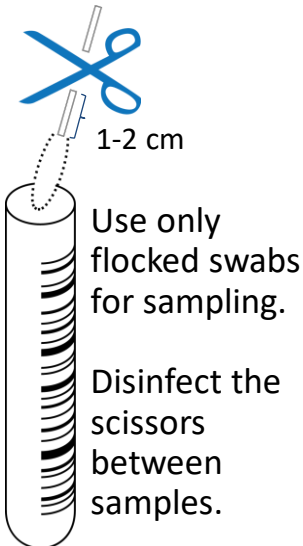


Select new sample. Enter patient information in the new window.

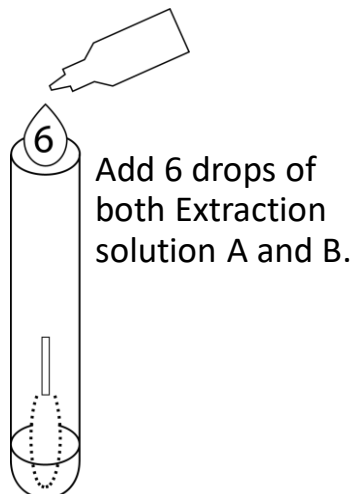
Select test type.  
(The test type selection depends on the test plate in use.)

Print bar code label and attach it on the mariPOC® Sample tube.

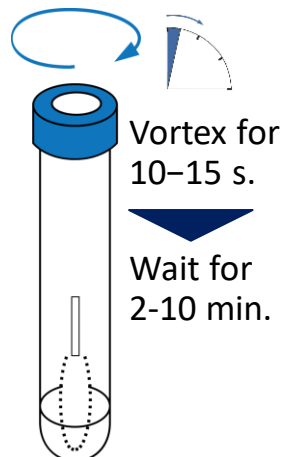
1.



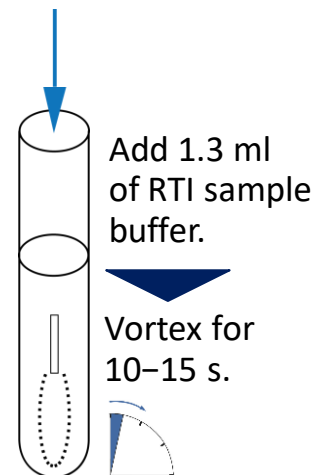
2.



3.



4.



*Note! The maximum standing time under the influence of the Extraction solution is 30 minutes. Adding the RTI sample buffer terminates the extraction reaction.*

Insert the sample tube in the analyser. Patient information should be seen through the gap.

Close the sample hatch. Automated analysis starts.



### Result Reporting

see user's manual for more information

**Most of the positive results** are reported in preliminary phase. **Negative results are reported** only in final phase.

mariPOC® test	Preliminary results	Final results
Pharyn	15 min: +	55 min: + or –
Quick StrepA		15 min: + or –